

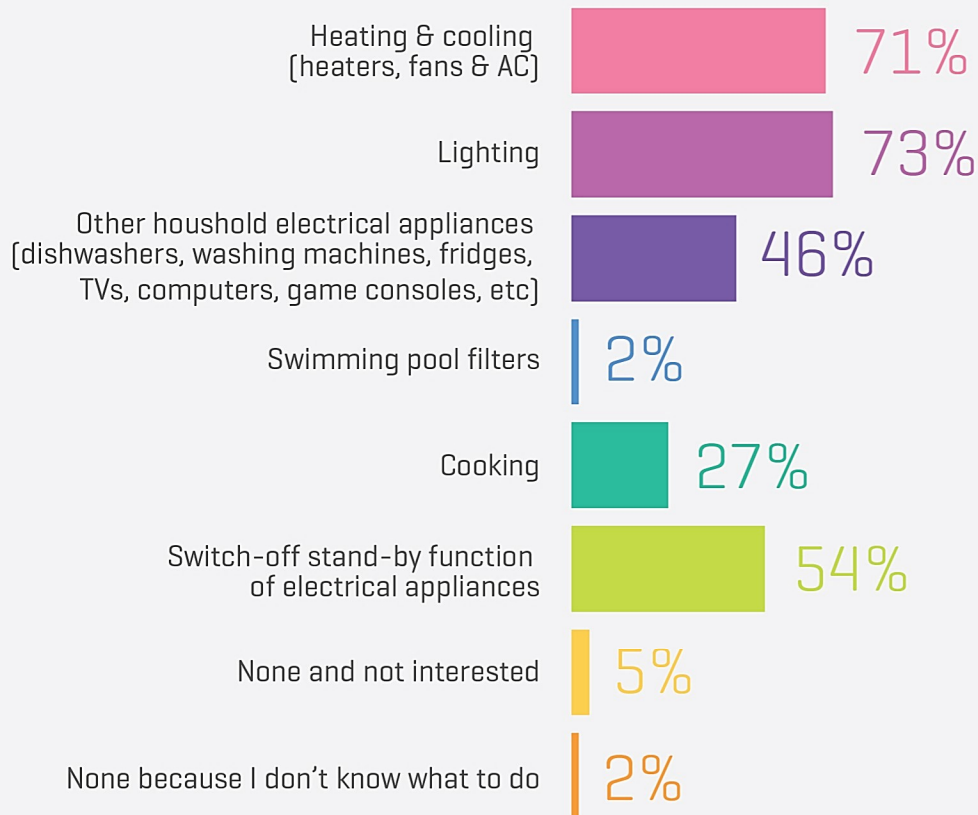


# #IRISVOXPOP / DECEMBER 2017

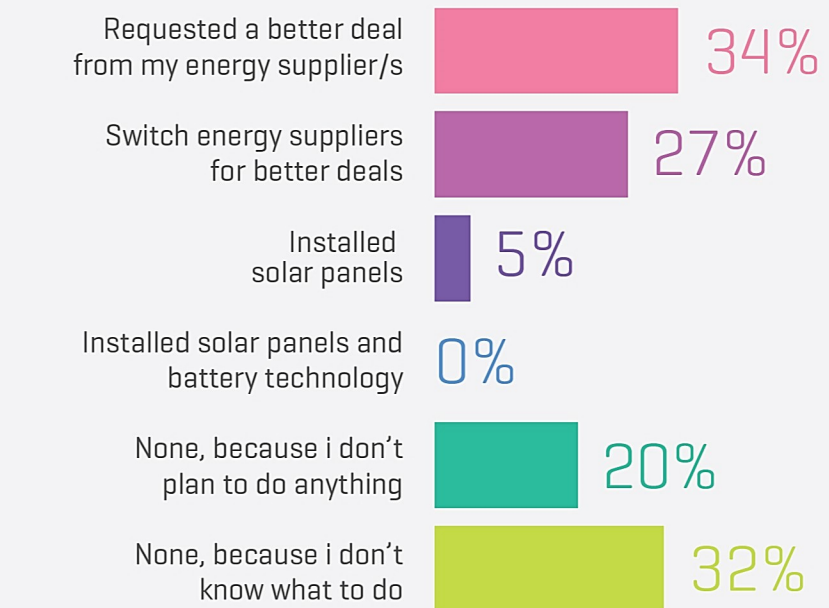
## ILLAWARRA HOUSEHOLD ENERGY BILLS

### HOUSEHOLD ENERGY COST SAVING MEASURES

#### What areas have you reduced household energy usage over the past six months



#### What other actions have you taken to reduce your household energy costs in the past six months




Not much supplier switching going on despite encouragement from the Federal Government to actively consider this.




# #IRISVOXPOP / DECEMBER 2017

## ILLAWARRA HOUSEHOLD ENERGY BILLS

**I expect my household energy costs in the next year will**



**How concerned are you about household energy costs?**



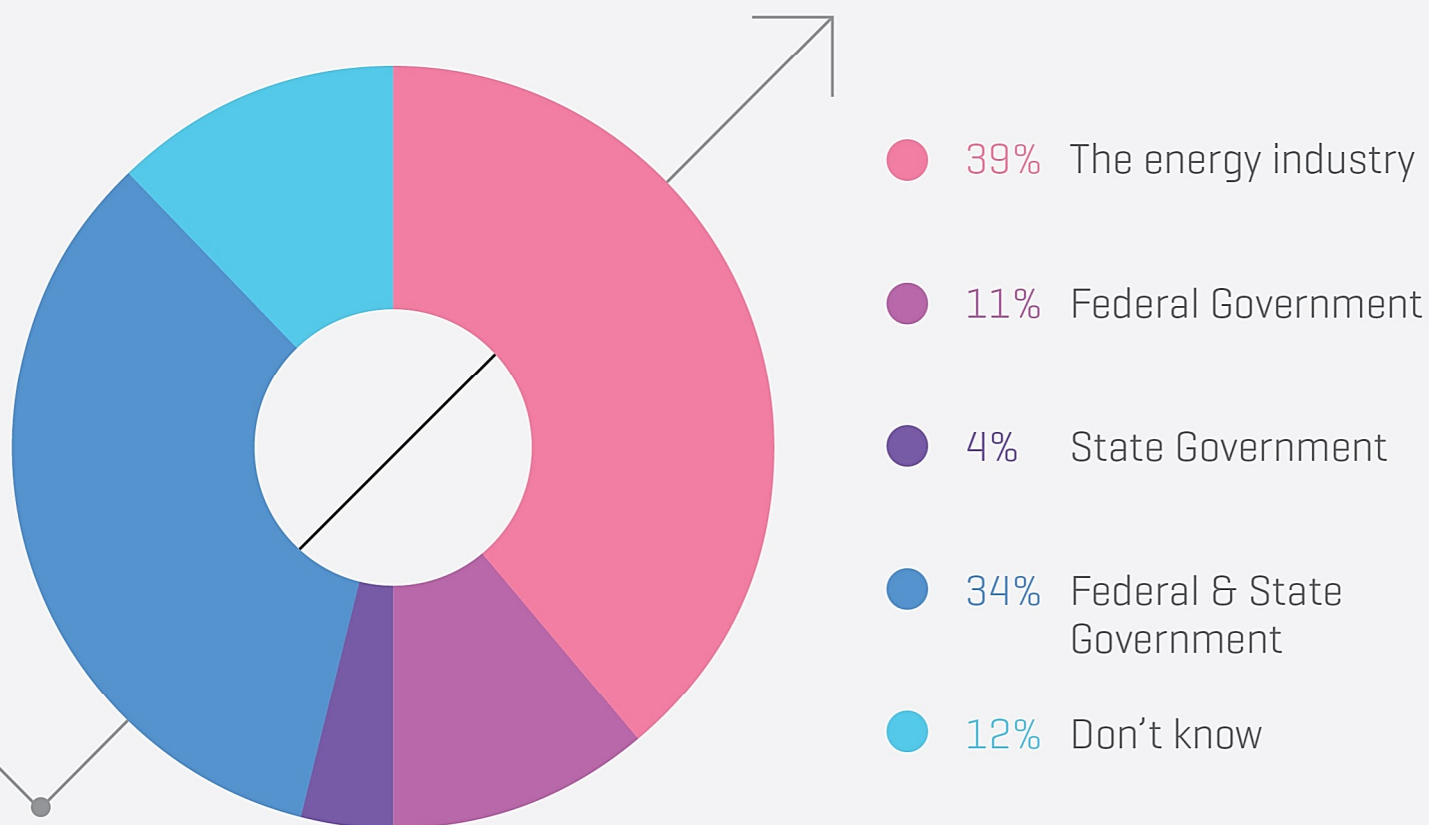
52% of respondents say that the thing that concerns them most about household energy costs is large price increases in the future. Yet, most of us have done nothing in the past six months to future-proof our energy costs...



# #IRISVOXPOP / **DECEMBER 2017**

## **ILLAWARRA HOUSEHOLD ENERGY BILLS**

Who do you think is most responsible for the increase in household energy costs in Australia today?

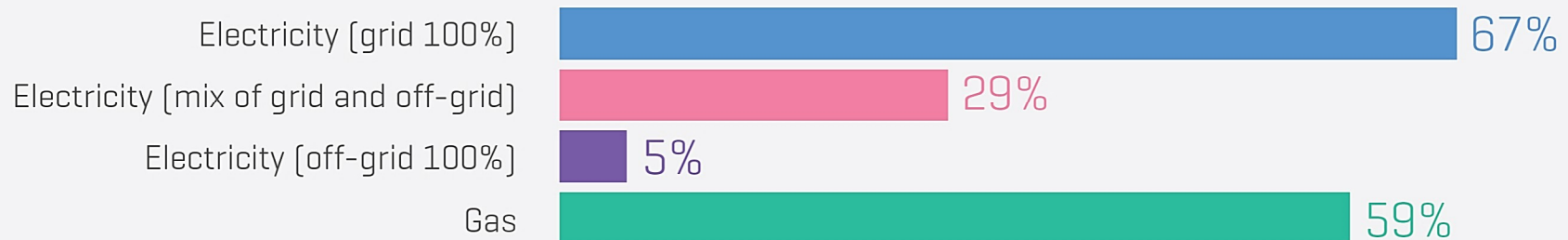




# #IRISVOXPOP / DECEMBER 2017

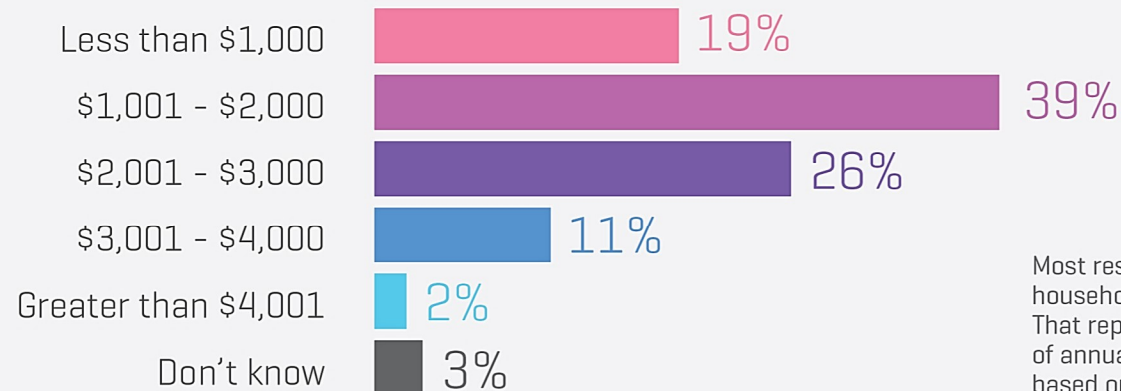
## ILLAWARRA HOUSEHOLD ENERGY BILLS

### What energy sources do you use at home?



Comment: Almost one third of respondents have some level of home power generation capacity [PVA].

### My TOTAL [electricity AND gas] bill for the past year has been around



Most respondents spent up to \$3,000 on household energy bills in the past year. That represents around 2.6% as a proportion of annual Illawarra median household income based on Census 2016.

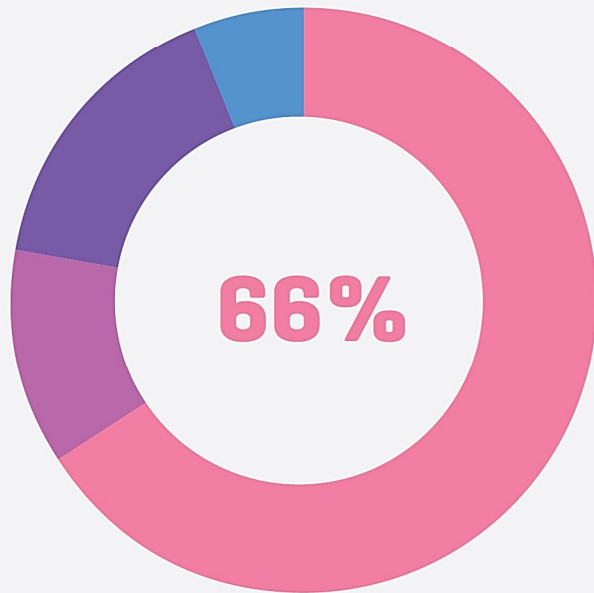
n=140



# #IRISVOXPOP / DECEMBER 2017

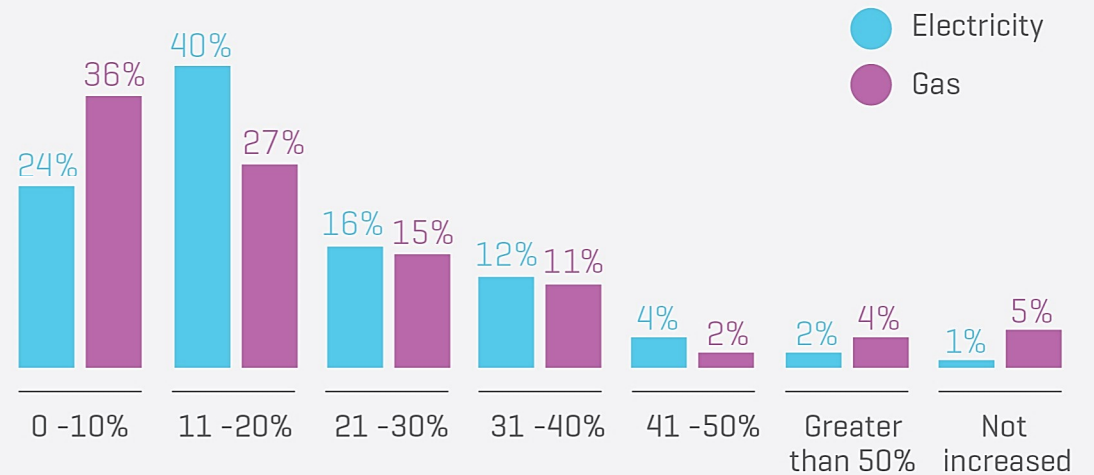
## ILLAWARRA HOUSEHOLD ENERGY BILLS

Have your TOTAL household energy costs increased in the past six months



Yes ● ● Don't know  
No [reduced] ● ● No [stayed the same]

Approximately how much has your energy costs increased over the past six months?



Most respondents have experienced an increase in their energy bills over the past six months. For most respondents, that increase was in the range of 0 to 20% for electricity and gas.

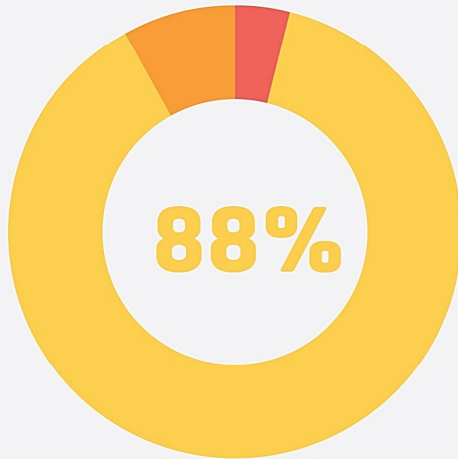




# #IRISVOXPOP / DECEMBER 2017

## ILLAWARRA HOUSEHOLD ENERGY BILLS

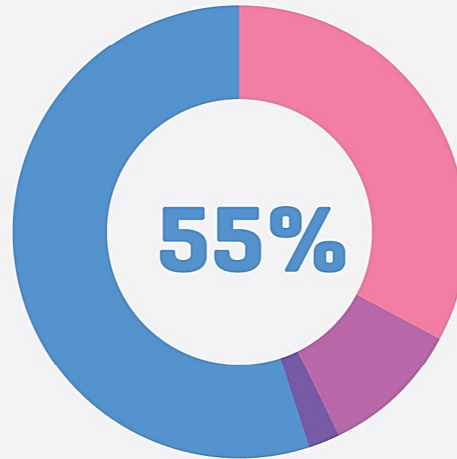
My household energy cost has increased mostly due to...



- Increased energy usage
- Increased prices
- Don't know

Nearly all respondents put the increased energy bills down to increased prices. And these have had a negative impact on our quality of life. But more than half of us have made no change to save money through changing our energy usage behaviour.

What impact has the increased cost of your household energy had on your energy usage?



- Reduced usage overall
- Change energy suppliers
- Install off-grid energy at home [e.g. solar panels]
- No change to my usage

The energy behaviour results indicate few have added off-grid energy generation at home over the past six months, suggesting the 29% that have off-grid at home, did so much earlier in time and not as a response to the current national debate about increasing energy prices.

What impact has your increased household energy prices had on your quality of life?

